

**10serisi / ten series / Technical Specifications**

10x8		
	SAT	TERR
Frequency Range	950-2150 Mhz	47-870 Mhz
Connection Gain	+3dB ±1	-1dB ±1
Cascade Loss	-1dB ±2	-3dB ±1
Output Level	(0MA 3) 102dBµV	
Total Current Draw With LNB	650 mA (18V DC)	
Decoupling SAT/TERR	> 38 dB	
Decoupling SAT/SAT	> 34 dB	
Decoupling Subscriber / Subscriber	> 34 dB	

10x16		
	SAT	TERR
Frequency Range	950-2150 Mhz	47-870 Mhz
Connection Gain	+3dB ±1	-3dB ±1
Cascade Loss	-3dB ±2	-4dB ±1
Output Level	(0MA 3) 102dBµV	
Total Current Draw With LNB	650 mA (18V DC)	
Decoupling SAT/TERR	> 37 dB	
Decoupling SAT/SAT	> 34 dB	
Decoupling Subscriber / Subscriber	> 34 dB	

10x24		
	SAT	TERR
Frequency Range	950-2150 Mhz	47-870 Mhz
Connection Gain	+2dB ±1	-5dB ±1
Cascade Loss	-4dB ±2	-4dB ±1
Output Level	(0MA 3) 102dBµV	
Total Current Draw With LNB	650 mA (18V DC)	
Decoupling SAT/TERR	> 38 dB	
Decoupling SAT/SAT	> 34 dB	
Decoupling Subscriber / Subscriber	> 34 dB	

10x12		
	SAT	TERR
Frequency Range	950-2150 Mhz	47-870 Mhz
Connection Gain	+3dB ±1	-3dB ±1
Cascade Loss	-3dB ±2	-3dB ±1
Output Level	(0MA 3) 102dBµV	
Total Current Draw With LNB	650 mA (18V DC)	
Decoupling SAT/TERR	> 35 dB	
Decoupling SAT/SAT	> 33 dB	
Decoupling Subscriber / Subscriber	> 34 dB	

10x20		
	SAT	TERR
Frequency Range	950-2150 Mhz	47-870 Mhz
Connection Gain	+3dB ±1	-3dB ±1
Cascade Loss	-3dB ±2	-4dB ±1
Output Level	(0MA 3) 102dBµV	
Total Current Draw With LNB	650 mA (18V DC)	
Decoupling SAT/TERR	> 37 dB	
Decoupling SAT/SAT	> 34 dB	
Decoupling Subscriber / Subscriber	> 34 dB	

10x32		
	SAT	TERR
Frequency Range	950-2150 Mhz	47-870 Mhz
Connection Gain	+1dB ±1	-7dB ±1
Cascade Loss	-5dB ±2	-4dB ±1
Output Level	(0MA 3) 102dBµV	
Total Current Draw With LNB	650 mA (18V DC)	
Decoupling SAT/TERR	> 37 dB	
Decoupling SAT/SAT	> 33 dB	
Decoupling Subscriber / Subscriber	> 34 dB	

ten series

Büyük projelere özel 10Serisi  
profesyonel  
**MULTISWITCH**  
10x80 - 10x64 - 10x48

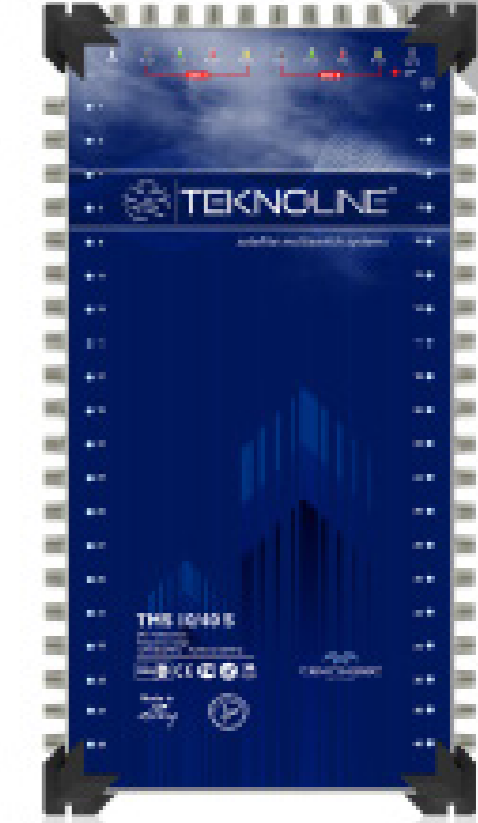




## 10 GİRİŞ 3 UYDU MERKEZİ YAYIN DAĞITIM SANTRALİ MULTISWITCH


- Terrestrial girişinden aktif kazanç devresi
- 100 volt'a kadar abone port koruması
- Abone başına 100 mt. dağıtım uzunluğu
- LED'li abone kontrol sistemi
- Ergonomik ve şık tasarım
- Karasal digital yayınlara uyumlu
- DISEqC 2.0 yazılım sayesinde uydu alıcısı seçmez

- Yüksek abone dağıtımlarında düşük kaskat kaybı
- Sıfır port arzası
- SMPS güç kaynağı
- Yüksek izolasyon sayesinde düşük sinyalde çalışabilme
- Kritik konum
- Yeni nesil komponentler sayesinde düşük güç kullanımı

**3** YIL  
GARANTİ  
GARANTİ



ten series



professional  
**MULTISWITCH**

**10 serisi /** Product Range  
Ürün Yelpazesi

TMS 10x8 S/K - TMS 10x12 S/K - TMS 10x16 S/K  
TMS 10x20 S/K - TMS 10x24 S/K - TMS 10x32 S/K  
TMS 10x40 S/K - TMS 10x48 S - TMS 10x64 S  
TMS 10x80 S

